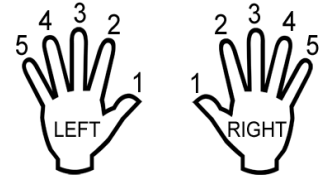


NAME:

DATE:

Keyboard Skills 1



1. 5 Notes Scale

RIGHT: Put your thumb (number 1) on middle C. Put your other 4 fingers on D, E, F & G.

LEFT: Put your thumb (number 1) on middle C. Put your other 4 fingers on B, A, G & F.

Remember the shape of your fingers - nice curl giving a bridge shape.

Musical notation for the 5 Notes Scale. The right hand plays C4, D4, E4, F4, G4. The left hand plays B3, A3, G3, F3. The scale ends with a whole note C4 in both hands. Fingerings are indicated below the notes: 1, 2, 3, 4, 5, 4, 3, 2, 1.

2. C Major Scale played in contrary motion

RIGHT: Put your thumb (number 1) on middle C. Put your other 4 fingers on D, E, F & G.

LEFT: Put your thumb (number 1) on middle C. Put your other 4 fingers on B, A, G & F.

Musical notation for the C Major Scale in contrary motion. The right hand plays C4, D4, E4, F4, G4, F4, E4, D4, C4. The left hand plays C4, B3, A3, G3, F3, E3, D3, C3. Fingerings are indicated: 1, 2, 3, 1, 2, 3, 4, 5, 4, 3, 2, 1, 3, 2, 1. Annotations include 'THUMB UNDER' and 'FINGER 3 OVER'.

3. C Major Scale hands separately and hands together

Once you are comfortable with this scale see how fast you can play the scale and how many octaves you can play - when you play more than one octave always put finger 1 on the tonic.

Musical notation for the C Major Scale hands separately and together. The right hand plays C4, D4, E4, F4, G4, F4, E4, D4, C4. The left hand plays C4, B3, A3, G3, F3, E3, D3, C3. Fingerings are indicated: 1, 2, 3, 1, 2, 3, 4, 5, 4, 3, 2, 1, 3, 2, 1. Below the left hand, the sequence 5, 4, 3, 2, 1, 3, 2, 1, 2, 3, 1, 2, 3, 4, 5 is written.


4. C Major Arpeggio

Musical notation for the C Major Arpeggio in 3/4 time. The right hand plays C4, E4, G4, C5. The left hand plays C4, G3, E3, C3. Fingerings are indicated: 1, 2, 3, 1, 3, 2, 1, 1, 2, 3, 1, 2, 3, 5, 3, 2, 1, 3, 2, 1. Below the left hand, the sequence 5, 4, 2, 1, 1, 3, 2, 5, 4, 2, 1, 4, 2, 1, 2, 4, 1, 2, 4, 5 is written.


5. Other Major Scales

Using the fingering for C Major scale and arpeggio you can also play G, D, A and E majors. Write out the scales here and have a go at playing them:


G Major



D Major



A Major



E Major

